

# CURRENT TRANSFORMERS

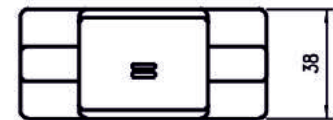
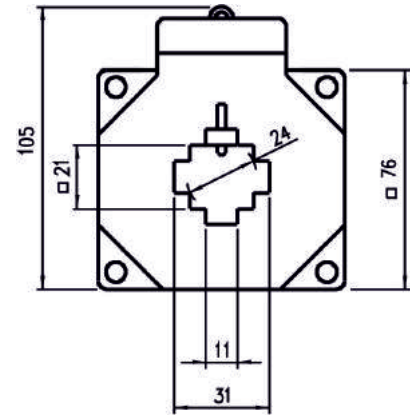
IB

## WINDOW TYPE CURRENT TRANSFORMER



Round conductor:  $\varnothing$  23 mm

Primary bar: 30 x 10 mm



### IB Technical Features, Executions

Primary rated current A	sec. 5 A / Rated burdens VA		sec. 1 A / Rated burdens VA	
	Class 0,5	Class 1	Class 0,5	Class 1
50	-	1,25	-	1,25
60	-	1,25	-	1,25
75	-	2,5	-	2,5
100	-	2,5	-	2,5
125	-	3,75	-	3,75
150	-	3,75	-	3,75
200	1,25	5	1,25	5
250	3,75	5	3,75	5
300	3,75	7,5	3,75	7,5
400	5	10	5	10
500	5	15	5	15
600	7,5	20	7,5	20

Included in delivery: Primary fixing device

Accessories: mounting feet / snap on mounting bracket EN 50022-35

IB-50

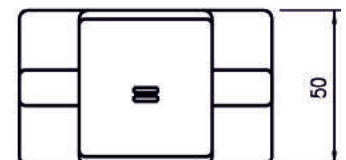
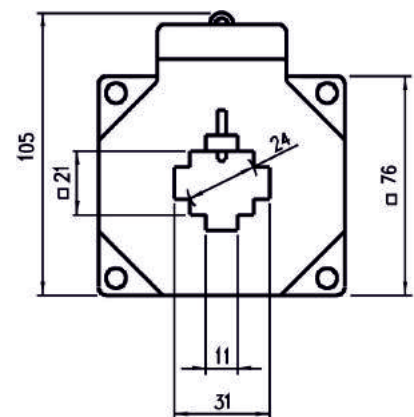
## WINDOW TYPE CURRENT TRANSFORMER



The rated burden of this type is higher than the type IB.

Round conductor:  $\varnothing$  23 mm

Primary bar: 30 x 10 mm



### IB-50 Technical Features, Executions

Primary rated current A	sec. 5 A / Rated burdens VA		sec. 1 A / Rated burdens VA	
	Class 0,5	Class 1	Class 0,5	Class 1
100	1,25	3,75	1,25	3,75
125	2,5	5	2,5	5
150	3,75	7,5	3,75	7,5
200	7,5	15	7,5	15
250	10	20	10	20
300	10	20	10	20
400	10	20	10	20
500	10	20	10	20
600	15	30	15	30

Included in delivery: Primary fixing device

Accessories: mounting feet / snap on mounting bracket EN 50022-35